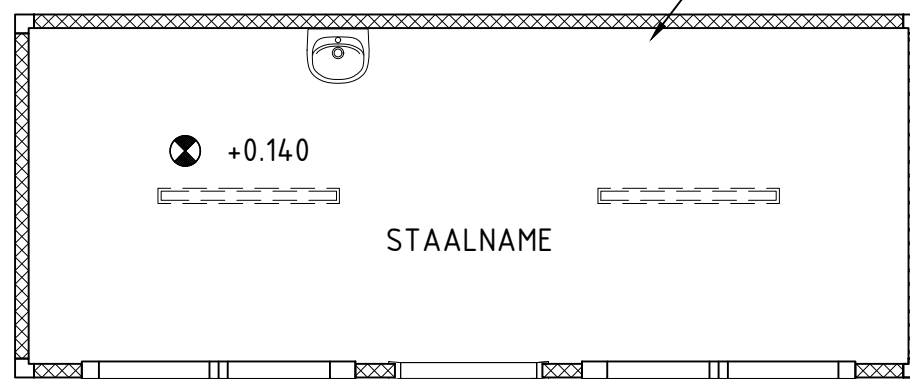
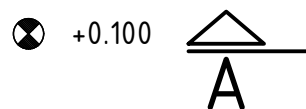


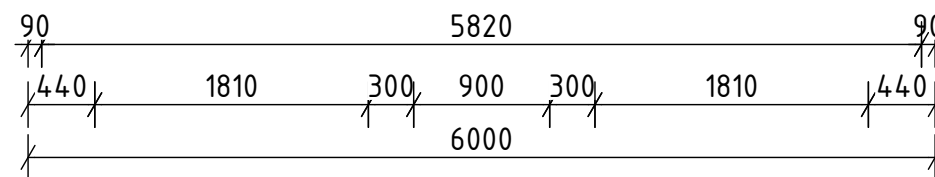


CONTAINER 1  
NETTO OPP.: 12,90 m<sup>2</sup>

HANDELING:  
TW1-AA (betonverharding)



HANDELING:  
TW1-AE (grindverharding)  
⊗ +0.000



REFERENTIEPEIL +0.000 m = +9.100 m T.A.W.  
ALLE MATEN IN MM EN HOOGTEMATEN IN M, TENZIJ ANDERS VERMELD

