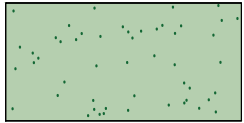


nul-pas nieuwbouw = 80cm hoger dan nulpas bestaande woning



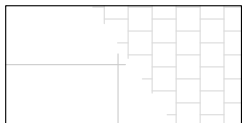
BEGROEND DAK




GAZON



BESTAANDE BEBOUWING



VERHARDING  
afwaterend op eigen terrein



FUNDERINGSBETON



BETONPLAAT



METSELWERK GEVELSTEEN



METSELWERK BETONSTEEN




METSELWERK CELLENBETON



GEWELVEN



ISOLATIE PUR



ISOLATIE GLASWOL



ISOLATIE + PLEISTER



RIOLERING FEAC.



RIOLERING DWA



RIOLERING RWA



RIOLERING GROEN DAK