TERREINPROFIEL
T1

Schaal: 1/100

Vergelijkingsvlak
10.00m T.A.W.

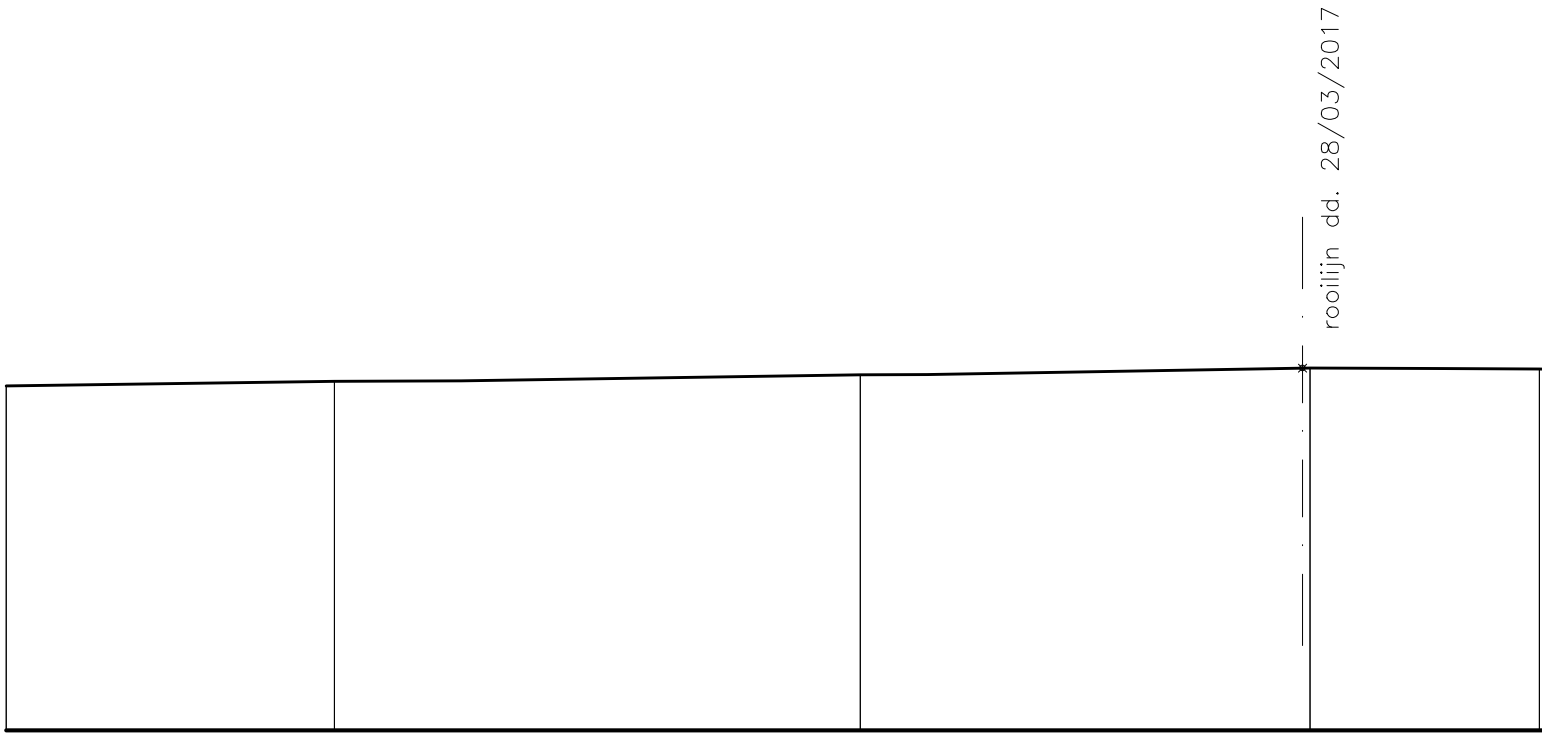
rooilijn dd. 28/03/2017

Best. hoogte	16.11	16.12	16.23	16.23	16.35	16.34	16.33
Ontw. hoogte	16.11	16.12	16.23	16.23	16.35	16.34	16.33
Tussenafstand		2.22	6.99	1.17	6.70	2.25	1.78

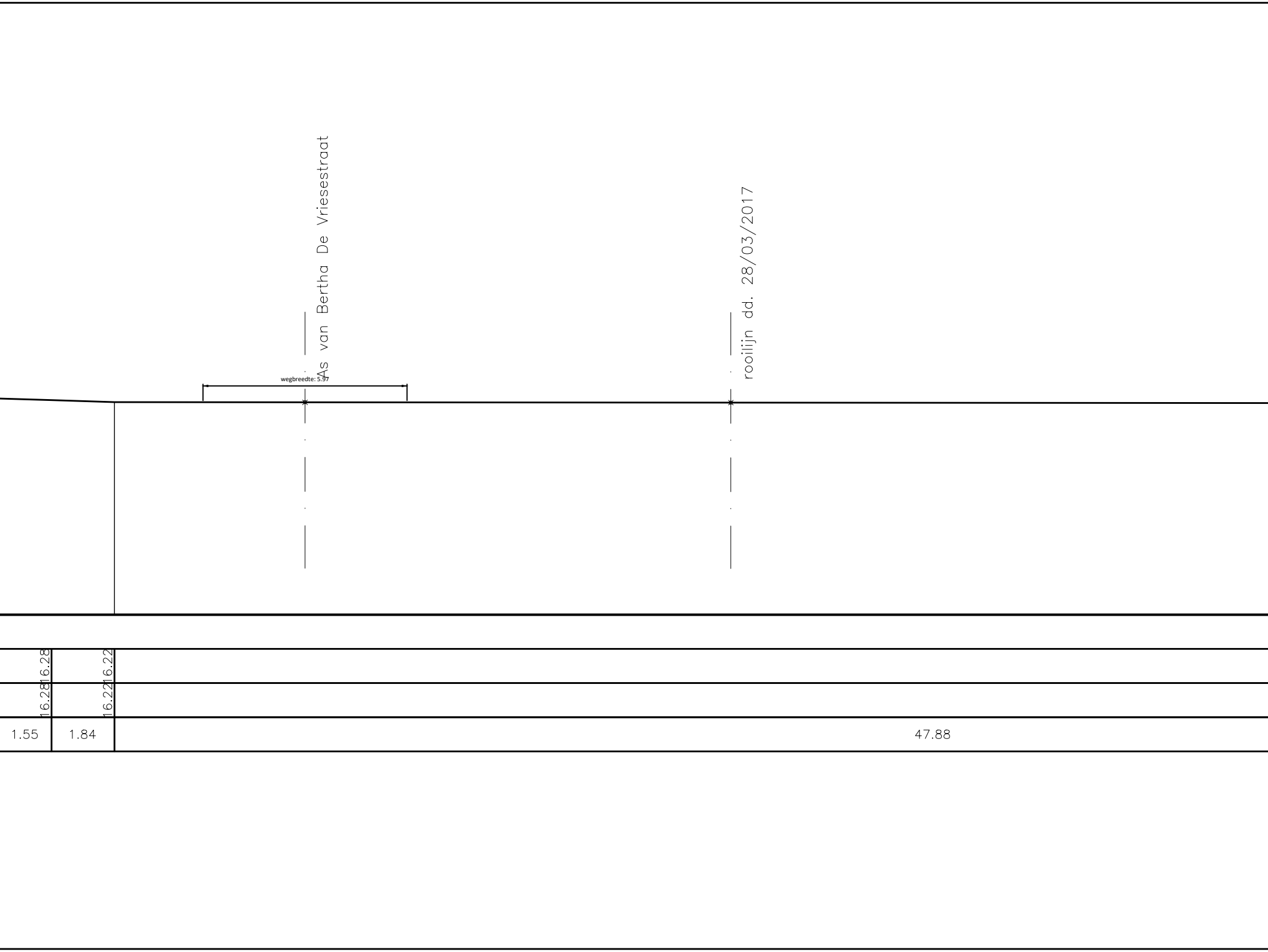
As van Bertha De Vriesestraat
rooilijn dd. 28/03/2017
wegbreedte: 5.97
16.28
16.22
16.28
16.22
1.55
1.84
47.88

16.19

16.19

28.90

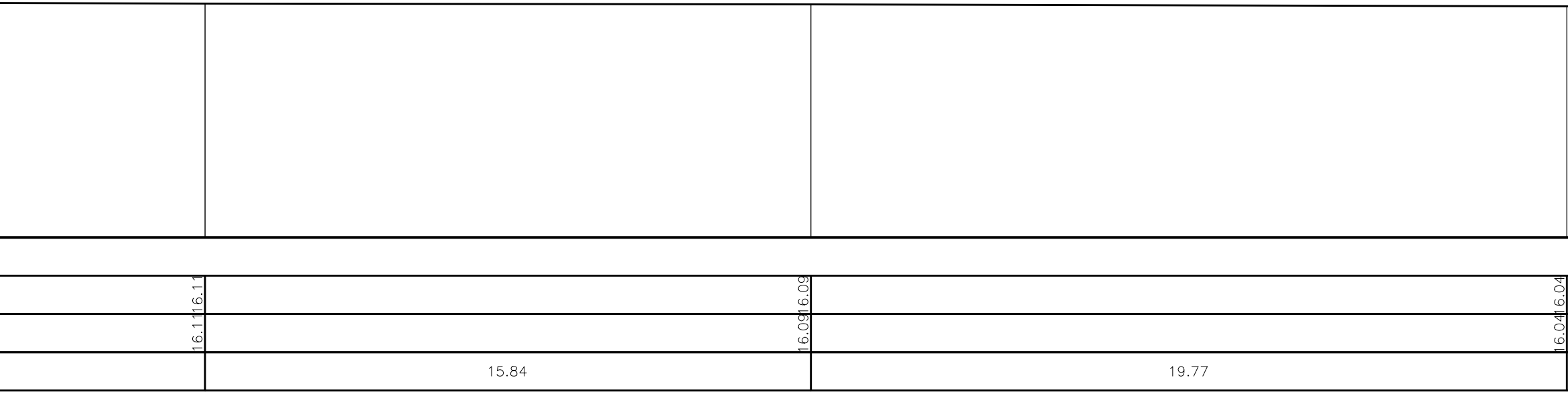
16.11
16.11
16.09
16.09
16.04
16.04
15.84
19.77

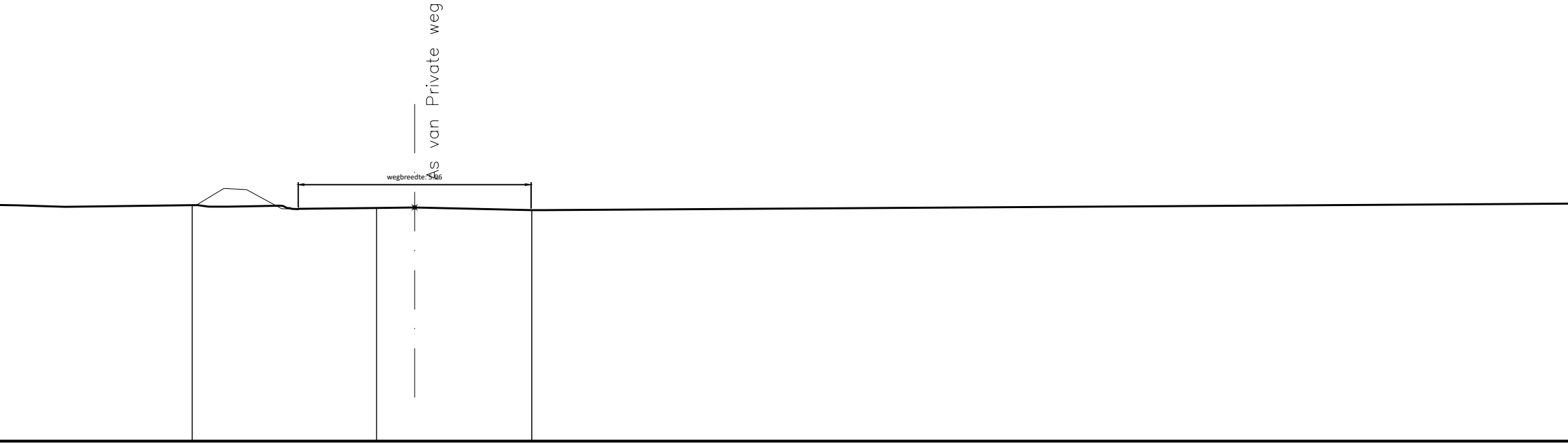
As van Private weg
wegbreedte: 5.96

15.99	16.04	16.43	15.95	15.97	15.96	15.91
15.99	16.04	16.02		15.97	15.96	15.91
1.70	3.25	1.38	1.05	2.29	1.90	2.07

69.81


rooilijn dd. 28/03/2017

16.35		16.55		16.50		16.34		15.88		16.30		16.34
16.35		16.55		16.50		16.34		15.88		16.30		16.34
	30.37		1.26		1.15		1.04		1.05		2.81	

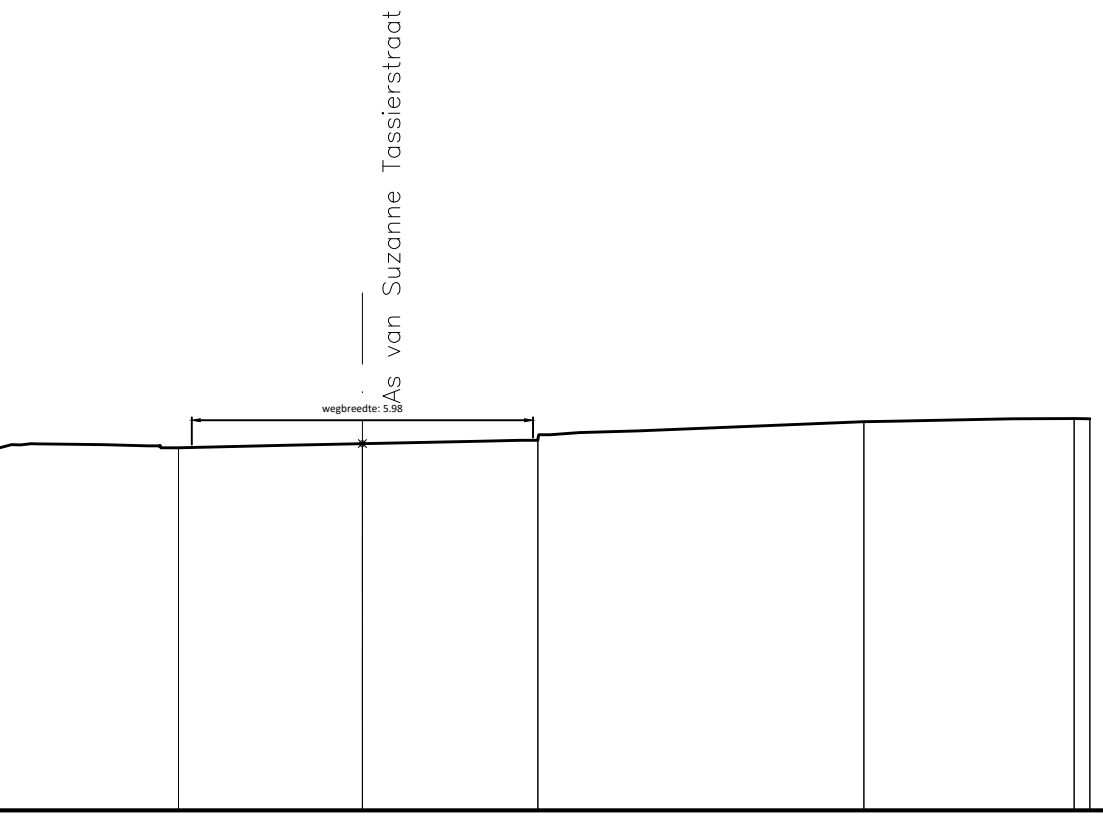
As van Suzanne Tassierstraat
wegbreedte: 5.98

16.40	16.39	16.40	16.42	16.47	16.48	16.65	16.81	16.85	16.86	
16.40	16.39	16.40	16.42	16.47	16.48	16.65	16.81	16.85	16.86	
1.84	1.01	2.31	1.23	2.03	1.04	1.77	3.94	2.18	1.50	

Schaal 1/100

BA_24106_T_BN_T1