TERREINPROFIEL
T2.1

Schaal: 1/100

Vergelijkingsvlak
10.00m T.A.W.

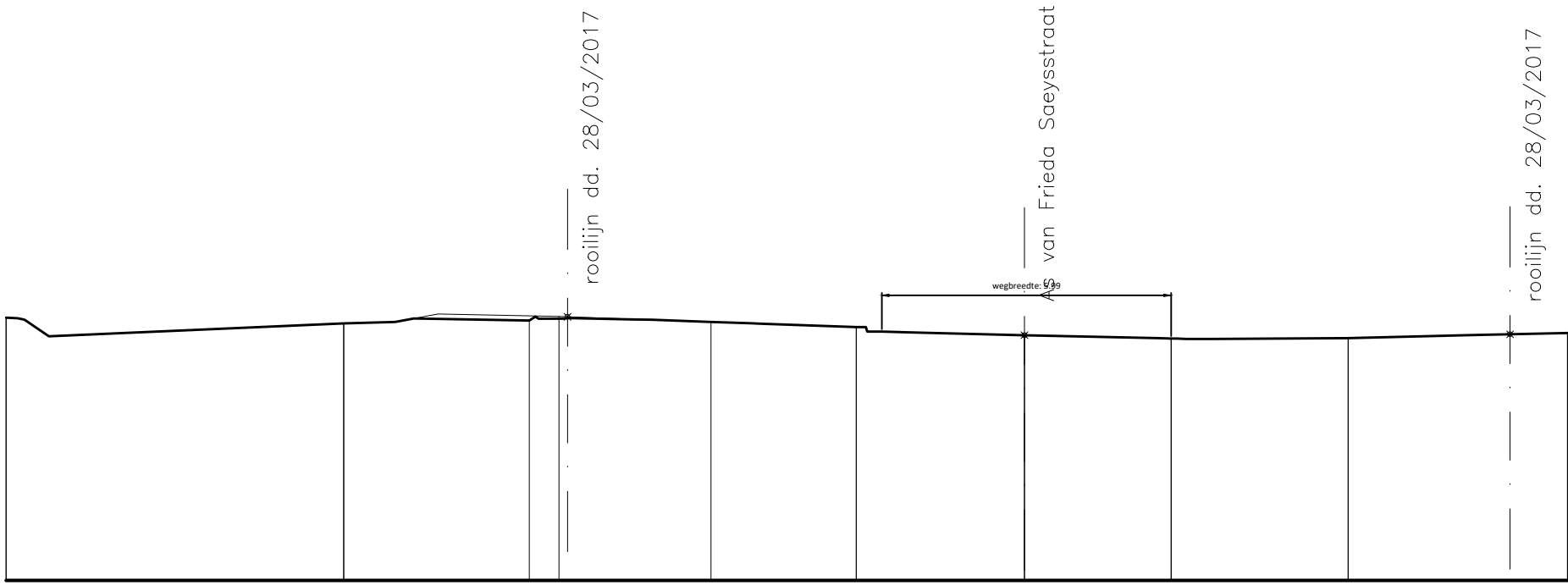

rooilijn dd. 28/03/2017
As van Frieda Saeysstraat
wegbreedte: 5.99
rooilijn dd. 28/03/2017

Best. hoogte	15.32	15.35		15.46	15.42				15.24	15.13	15.07	15.01	15.00	15.01	15.08	15.12
Ontw. hoogte	15.32	15.35	15.38			15.40	15.35	15.31	15.24	15.13	15.07	15.01	15.00	15.01	15.08	15.12
Tussenafstand		1.06		3.39	1.14				5.01	1.27	2.21	2.76	1.13	2.81	2.56	1.97

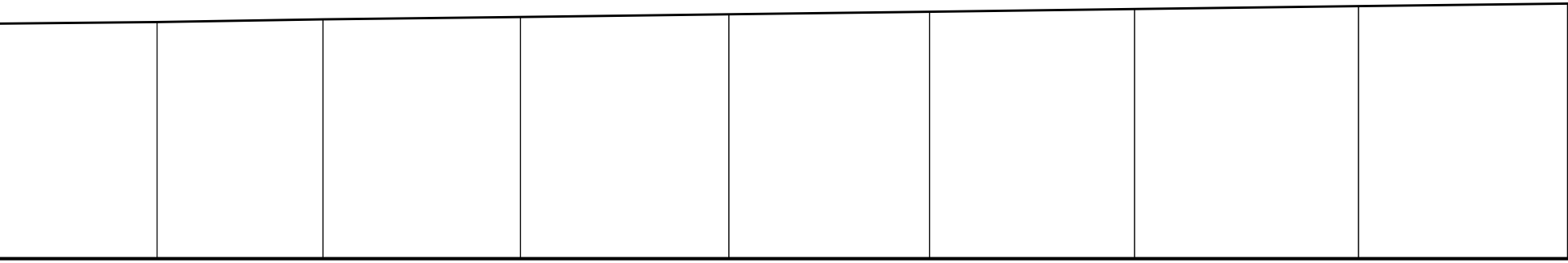

15.16	15.21	15.26	15.32	15.38	15.44	15.50	15.55
15.16	15.21	15.26	15.32	15.38	15.44	15.50	15.55
3.44	3.62	4.31	4.54	4.38	4.48	4.88	4.56

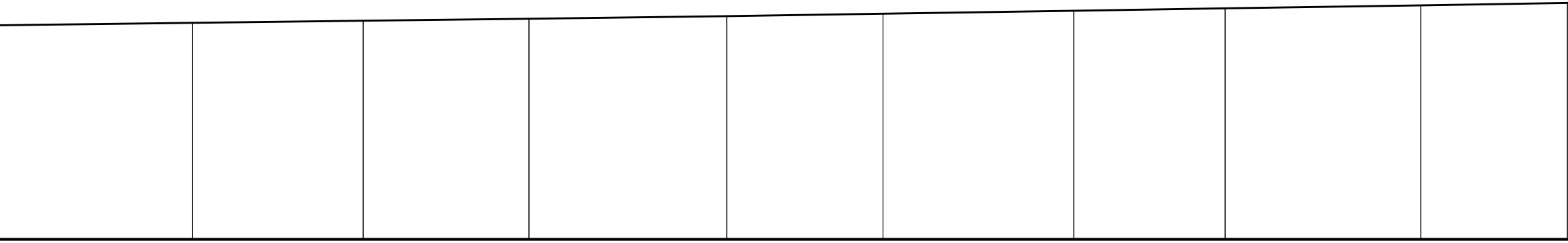

15.62	15.67	15.73	15.79	15.86	15.93	15.99	16.07	16.13
15.62	15.67	15.73	15.79	15.86	15.93	15.99	16.07	16.13
5.01	4.44	4.31	5.14	4.06	4.96	3.93	5.09	3.81



16.21	16.23	16.25	16.27	16.29	16.28	16.27	16.26	16.20
16.21	16.23	16.25	16.27	16.29	16.28	16.27	16.26	16.20
5.21	2.80	4.04	2.75	4.08	3.98	2.78	5.77	5.85



16.17	16.13	16.10	16.05	16.02	15.98	15.95	15.90	15.88
16.17	16.13	16.10	16.05	16.02	15.98	15.95	15.90	15.88
3.56	4.94	3.48	4.99	3.40	5.04	2.73	5.37	2.58



15.83	15.81	15.76	15.73	15.68	15.66	15.60	15.58	15.53	15.51
15.83	15.81	15.76	15.73	15.68	15.66	15.60	15.58	15.53	15.51
5.53	2.43	5.68	2.20	5.74	2.17	5.78	2.14	5.81	2.41

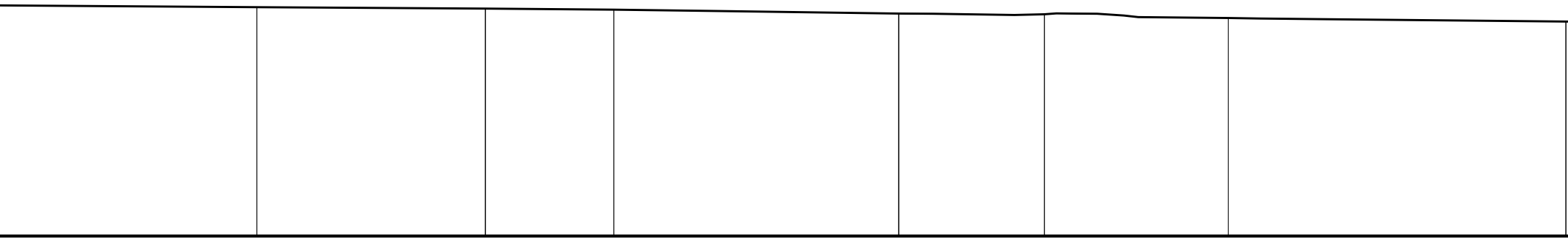

15.46	15.43	15.40	15.37	15.31	15.27	15.31	15.26	15.20	15.17	15.12
15.46	15.43	15.40	15.37	15.31	15.27	15.31	15.26	15.20	15.17	15.12
6.19	5.46	3.07	2.59	4.21	2.77	1.00	1.61	2.49	2.42	5.65


15.10
15.10
15.05
15.05
15.04
15.04
14.99
14.99
14.98
14.98
14.93
14.93
1.56
5.72
1.72
6.87
1.62
6.98

Schaal 1/100

0 1 2 3 4 5m

BA_24106_T_BN_T2.1