



























# INPLANTINGSPLAN & TERREINPROFIEL

-  tegels
-  gras
-  hellend dak
-  plat dak
-  te slopen
-  putdeksel
-  kijkrichting foto
-  perceelsgrens
-  aanduiding terreinprofiel
-  hoogtepeil
-  referentiepunt
-  noordpijl

# PLAN & SNEDE

-  bestaande muren
-  glas (schrijnwerk)
-  isolatie
-  houten vloeren
-  beton
-  te slopen
-  roofing
-  volle grond
-  verlaagd plafond
-  aanduiding snede
-  hoogtepeil
-  hemelwater afvoer - RWA
-  grijs water afvoer - DWA
-  zwart water afvoer - FEC

ZIE BIJZONDERE  
VOORWAARDE(N)