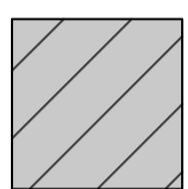



INPLANTINGSPLANNEN




Woning bestaand/nieuw




Woning bestaand/nieuw



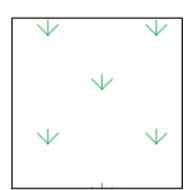
bestaande verharding
(open voeg)



terras met open voeg




Omliggende gebouwen



Gazon


GRONDPLANNEN / SNEDES



Binnenwand



Buitenwand



Beton



Referentiepeil

--- Fecaliën afvalwater

--- Huishoudelijk afvalwater

--- Regenwater

LEGENDE

Nieuwe toestand

Schaal: 1/50

