























# Legende



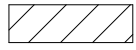



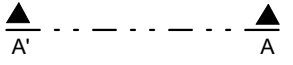

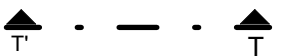
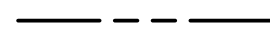


## Legende gevels

- |  |                                 |                                    |
|--|---------------------------------|------------------------------------|
| ① gevelafwerking - lichtgrijze gevelsteen      | ⑤ poort - zwart aluminium       | ⑨ dakrand - grijs aluminium        |
| ② gevelafwerking - witte prefab betonelementen | ⑥ bestaand zichtscherm buur     | ⑩ gevelbeplating - zwart aluminium |
| ③ buitenschrijnwerk - zwart aluminium          | ⑦ balustrade - glas             | ⑪ dakrand - wit aluminium          |
| ④ gevelafsluiting - zwarte aluminium stijlen   | ⑧ brandladder - aluminium grijs |                                    |

## Legende brand

	nooduitgang		handbediening rookluik		bij brand zelfsluitende branddeur EI60		compartment		compartment
	poederblusser 6kg		nood verlichting		branddeur EI30		vluchtweg		compartment
	drukknop brandalarm		compartmentswand		bij brand zelfsluitende branddeur EI30		compartment		compartment
	brandhaspel		brandcentrale		zelfsluitende deur		compartment		compartment
			rookmelder				compartment		

## Legende symbolen

	referentiepijl		afvalwater		bestaande bebouwing
	hoogte pijl		regenwater		foto standpunt en richting
	snede		fecaalwater		
	terreinprofiel		perseelsgrens		
			profiel Hofstraat 301 - 333		
			profiel Hofstraat 335 - 343		

**ZIE BIJZONDERE  
VOORWAARDE(N)**